

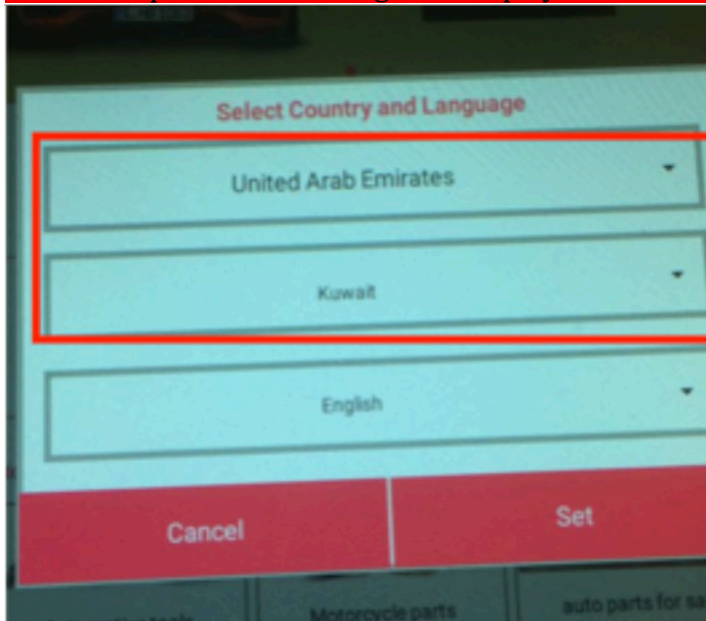
1.

1. When App loading Initially, it should ask to set "Country >> Location" and "language".

**We Implemented this one. By Default it will show current country location if you want to change, it can change. For City's it will generate the current available city from the server it was not based on the country and language currently english only not for arabic (Working Development ).**

**DONE**

b. Cities should be as per country. Otherwise it will be a problem in the future as we have multiple countries targeted. Hope you will be working on it later.



Once you set the city here, it doesn't set the same on top left corner of the home screen.

2.

2. **Home:** Returning back from other screens to home screen shows 'Please wait' loader sometimes for longer time. This doesn't look good. Home screen initially loaded can be cached or preserved to avoid repeated loading screen later.

**Implemented this one. Loader will load for the first time load the app except kill the app from background.**

DONE

3.

3. **Register:**

Country code: Make +971 (UAE country code default selected). This is already working on Android

**Implemented this one. By Default it will show current country code if you want to change it can change.**

DONE

UAE flag is showing. So I understand +971 is already prefixed. But still its always good to mention what format should be entered.

4.

4. **Account:** Mobile number saved and displayed in Account page is not complete (for eg: it should be like +971529232352 instead of 529232352) Number entering on forget password also have issue with this as it is not recognizing mobile number properly.

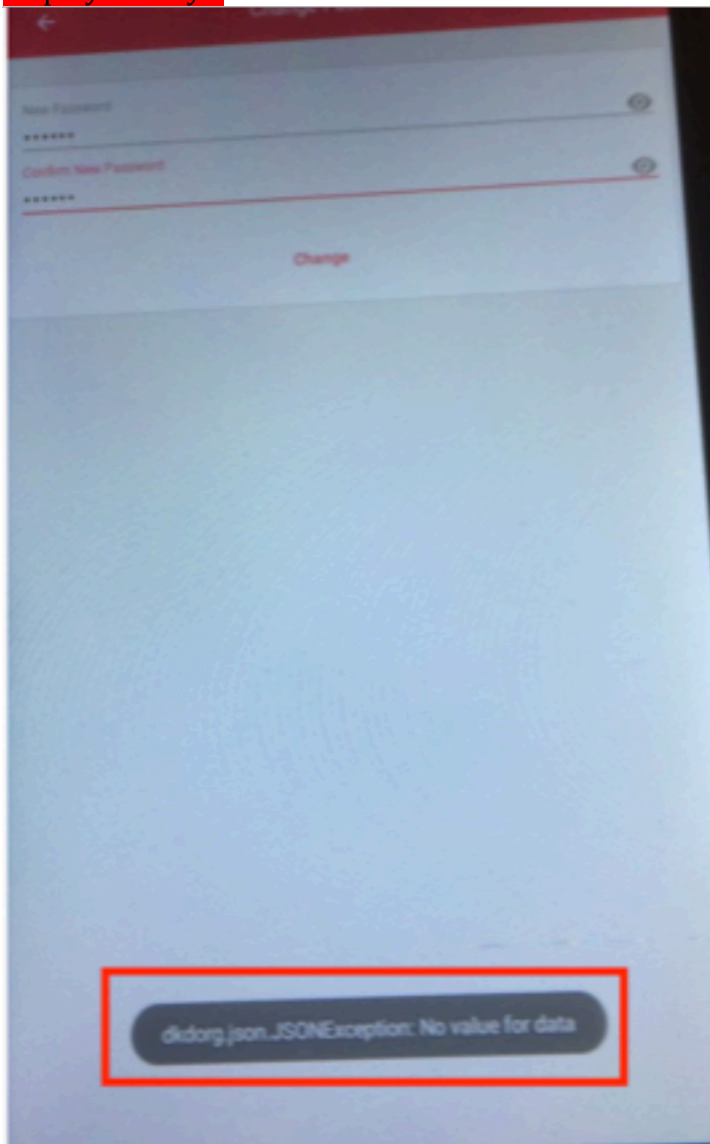
DONE

5.

5. **Account:** Forgot password is sending OTP and asking for new password, then logins automatically. Once you log out and try the newly set password, it shows invalid credentials.

**Resolved. For forgot password no need to put country code just enter the mobile number it will check the DB. If we put country code it will consider another number.**

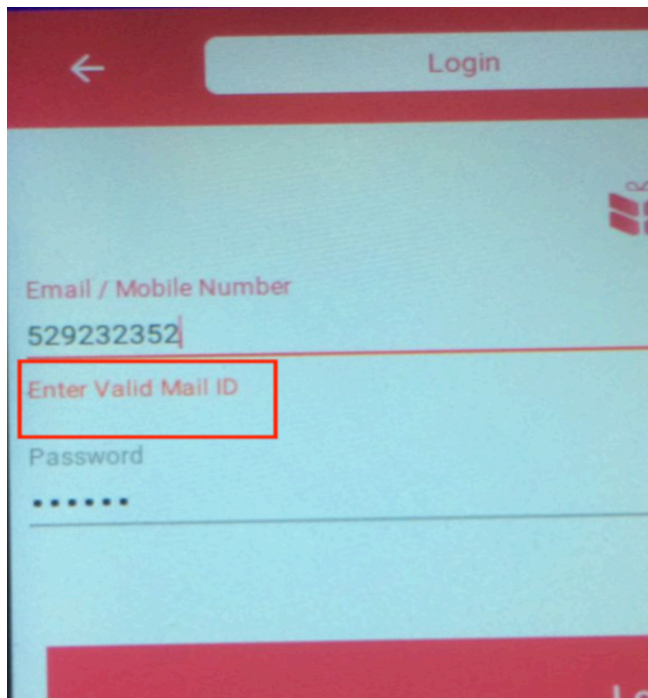
After Forgot password, Change password don't work on Android. It always give error "No value for data". Actually the new password is getting saved. But error displays always.



Here it should be defined what format of number to be used here. If its with + - country code + area code + number, we should clearly mention it and add helpers to make it easy for user. On the account page number is showing as +971529232352, If we ask user to enter only 529232352 here, we should clearly mention it. Mobile number without country code is being used with a 0 prefix here and in most of countries. (Like 0529232352 instead of 529232352). So this will make confusion. We should add clear indicators or add prefixes as prefilled. Think of best user-friendly solution here and all form fields where mobile number is being entered. We have to foresee multiple countries to be using our app and find a universal solution.

5 a.

Login field says Email/mobile. But mobile number is not accepting always.



## 6. Account: >> My Profile

In case of social logins DP should be taken and displayed here from social sites.

**If we Display the DP from social sites then any change in the profile image in future from social sites then app will crash and Moreover, at time of registration we are sending image url to DB.**



When logging with social login (google) it asks for mobile number. Whatever number it always shows error "Eail or phone already exists". This happens even you enter 1234 as phone number.

I see in most of apps while logging from social sites it takes DP from there and display it. In our case its always blank. Once the image is taken from social site it can remain same until next logout. On next login from social app can check for current DP and display it. I hope this is the way most of apps are working.

(i) DP should be able to edit/change

**YES, It can be change in the More -> Settings Screen but not in the Account page. Account page we just Show the Detail.**

**If you want to change here we can do.**

(ii) Change password link should be given.

**Password change from More -> Settings screen available option as change password.**

As per my team's suggestion, profile editing should be done from Account page only. No need to go to settings. Under 'My Shortlist' can have one more menu "Edit profile" and do the same functions as "Settings" do on 'More'. Or to make it easy and simple by spot editing on clicking DP, name etc and add a "Change password link down to 'My Shortlist'.

(iii) Change mobile number link should be given.

**Mobile number is strict for the user once register. Because our login credentials/identification based on user email address or mobile number**

There will be scenarios that user will be changing his mobile number at times. As we are using login based on email/mobile, I think we can have a solution for this by sending OTP to the email and change mobile number based on that. Please check for a suitable solution.

(iv) Ads posted/My shortlist should be linked to those ads listing.

**This part implemented**

**If You Click the Ads Posted then It will show the list of Ads you posted with pagination.**

**If You Click the My Shortlist then It will show the list of shortlisted Ads and also you delete the shortlisted ads from here (Drag the ads to left side then you will get delete option)**

**In Android Delete option is under Developement.**

**THIS IS DONE**

Short list icon in in ad listing is very tiny, most of the time the clicking on it goes to ad details page.

**DELETE OPTION FOR SHORTLIST AND ADS POSTED NEED TO BE IMPLEMENTED.**

Ads posted should also have options to DELETE. I think this delete should be a SOFT DELETE instead of hard delete. Because there may be several other things linked to each ads posted. So hard deleting it from DB may result in foreign key issues. You decide what's best technically.

7.

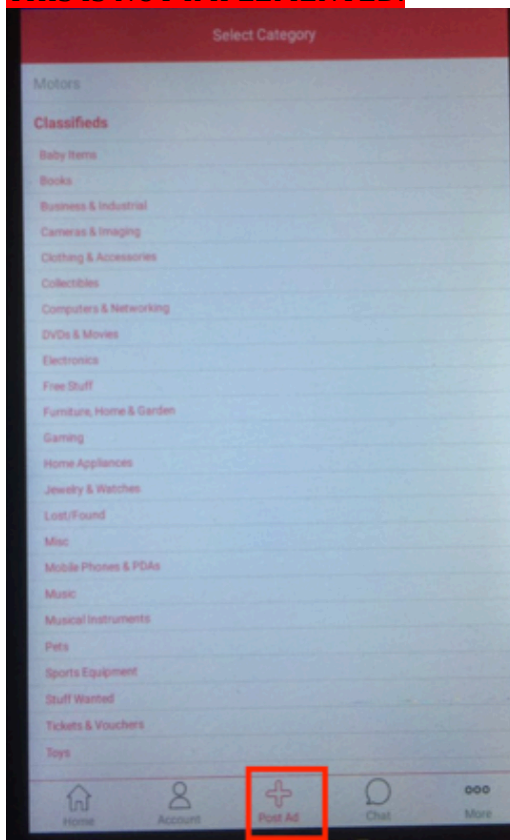
## 7. Post Ad:

If user is not logged in, clicking this icon should land directly to login screen, currently it is showing select category, and once

category and subcategory selected then Error message displays, which misleads user unnecessarily.

**This changes has implemented.**

**THIS IS NOT IMPLEMENTED.**



If I am not logged in and click on post ad, it goes to select category, then select subcategory, then only it goes to login screen.

8.

### **8. Post Ad >> Select Category >>**

Motors, classifieds, property etc. If one of them clicked and submenu is open, if next one is clicked then already open submenu should close while next submenu is open. Otherwise all submenus are open simultaneously making navigation difficult.

**This changes has implemented.**

**DONE**

9.

### **9. Post Ad Form:**

This section didn't make any changes even though we discussed it several times in past. Dozens of fields to fill, and full of text jungle (eg: Used cars for sale) will lead user to be impatient.

**Actually this part was implemented dynamically. Server will decide the options based on the category. If it will change like static wise then each category we have to implement static views and also each module have no.of categories some category have some options and others have some other options.**

**We can Reduce the options from the server. It is not necessary to fill all options by user, only some fields are necessary to fill. Validation done only for the necessary fields.**

I know its implemented dynamically, and its working great with options coming from backend. The only issue is with the presentation method, as user will be easily fed up seeing a huge number of form fields in a single page. This needs to be further discussed on UX level and changed. What if we make the necessary fields in a post ad are only "Category, Sub cat, Title, description, price, photo". The rest of fields will be available to fill on a side panel just like how we display filters on ads listing ? Those filters are also populated dynamically, right? Need to discuss with Prince on this and see a better way here.

**(i)** 'Your contact information' part is very unnecessary here as user is already logged in and his details are available in system.

**This part was implemented based on User can post the add not only for himself but also for others with details of name, mobile, email and locality.**

**If you want to change this part then we can put two radio button option one for same address as time of registration and other is, for user have to fill the fields for different details options.**

This part is not required. Let the logged in user post with his details. If a different mobile number needed to be provided This can have a radio button to show and hide.

**(ii)** Location of ad should be able to select as "my current location" or a location marked on Map or searched via Google places API.

**This functionality can be user for finding the nearest city in our database but for implementing this we require list of all cities with their latitude and longitude**

This Don't need all nearest city details in DB.

Location should have two options:

My current location: It should take location geo coordinates from Mobile and save it as geo points.

Location name: Just add a search box to search location from google places.  
<https://developers.google.com/places/>  
<https://developers.google.com/places/ios-api/>

## Place Autocomplete



Once user selected a location from google places auto complete, it will return geo coordinates of the location.  
In both cases you will be saving geo coordinates.

City of the ad should be saved as different, it should show the default selected Country>> city, and user should be able to change it if required.

**(iii)** After filling all details taking much time and effort, 'Submit' shows an error  
"There is some server Error, Try after some time". (This happens with "used car for sale")

**This has been resolved**

This issue is still happening with Motors category: Error displays after posting.



## 10. Motors/Classifieds/Jobs etc:

Need Option to list "All Motors" >> "All Used cars for Sale" >> "All BMWs" etc

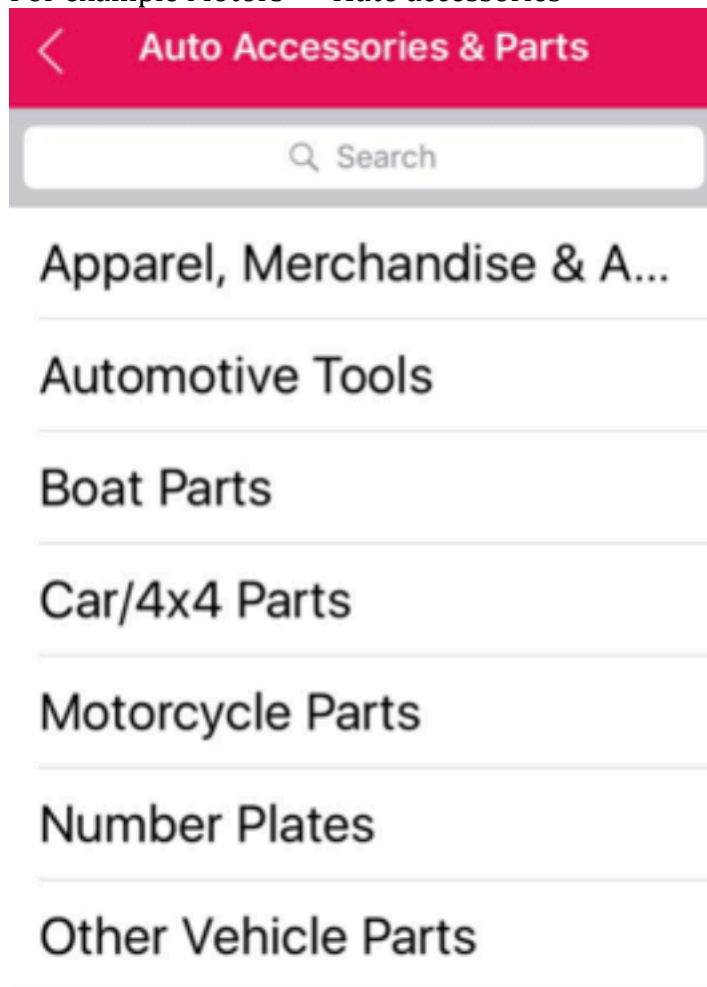
This should apply in all categories like classifieds, property, jobs etc and inside all sub categories.

User should be able to list "All" or go inside categories and subcategories to search within.

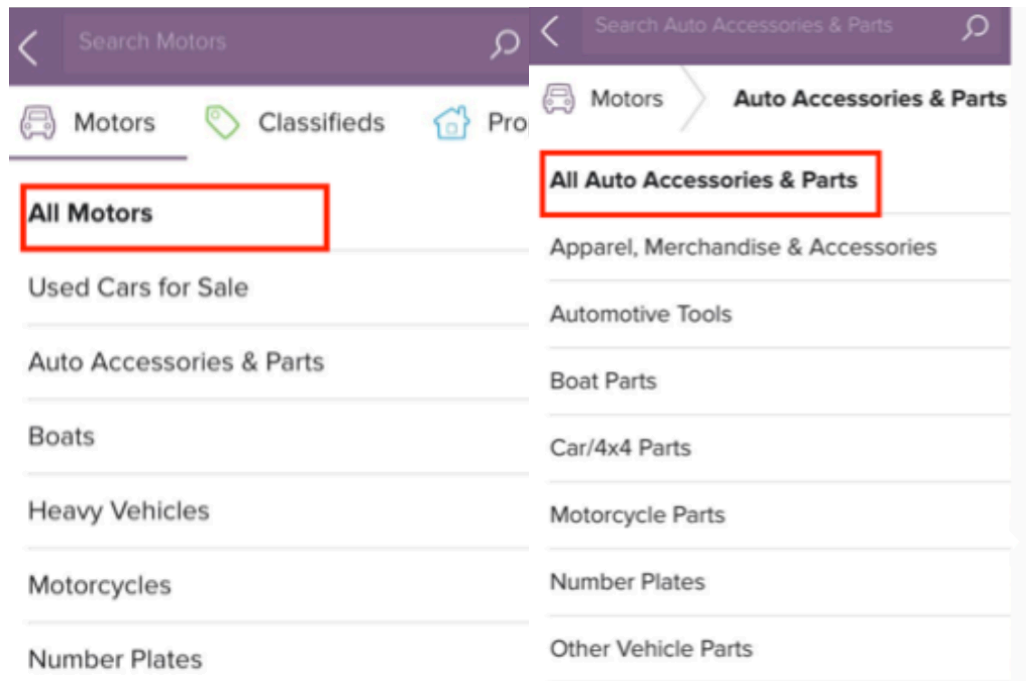
### Implemented This part

**THIS IS NOT IMPLEMENTED**

For example Motors >> Auto accessories



Refer same for Dubizzle :



It has "All motors" "All Auto Accessories & parts" etc available in each n every category, so user don't have to go inside category, sub category, and again inside next sub category to search for an item. He can simply search "All motors " for anything coming under "Motors". This is very important.

11. When the user is inside "classifieds" still he should be able to immediately go to other categories like Motors/Properties/Jobs etc via Tab link. Refer dubizzle how it is implemented on top.

**implemented this part**

**DONE**

## 12. Sort needs more options:

Nearest, Newest, Oldest, Price Highest, Price Lowest

---

In IOS ,Except Nearest remaining sorting options implemented because Currently inwe are posting ads on the basis of city not on basis of current location(latitude and longitude) so we are not able to find which ad is nearest.

In Android ,This part under development. Sorting will available in next build.

For every ads posted location coordinates is a must. City/locality should be saved as different. Geo coordinates are also required. Check point 9 (ii) for more details. Geo location must be displayed in ad listing details.

---

## DESIGN issues:

We are Developing this part once functionality issues over. some of them are resolved and some other like app icon colours and images we implement once functionality over.

I understand this. Lets finish with most of functionalities. Then can work on look and feel better.

13. When multiple images are saved in post ad, only one image is being displayed.

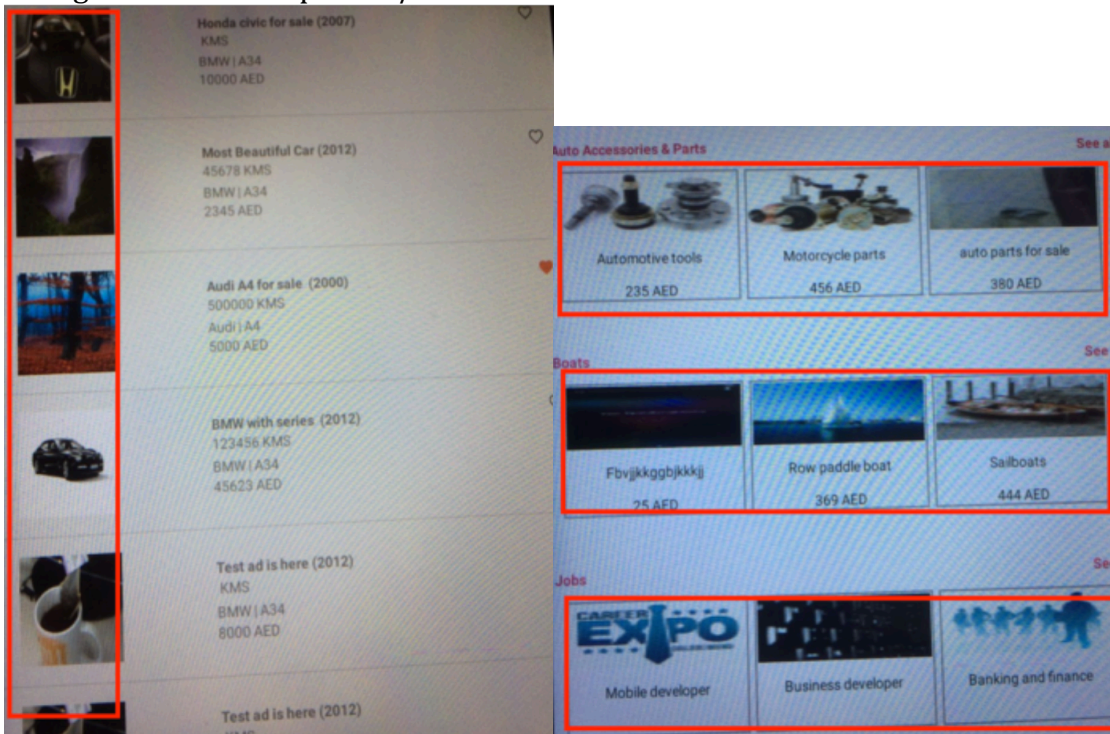
14. DP uploaded from app is displayed as stretched in accounts page and in seller details etc.

15. Ad posted Date and Time must be displayed on ad listing and details. We have different countries, time zones etc. So should make a universal solution to enter time to DB in a specific time format and display it for each user as per his time zone. Time stamp is being used in chat also.

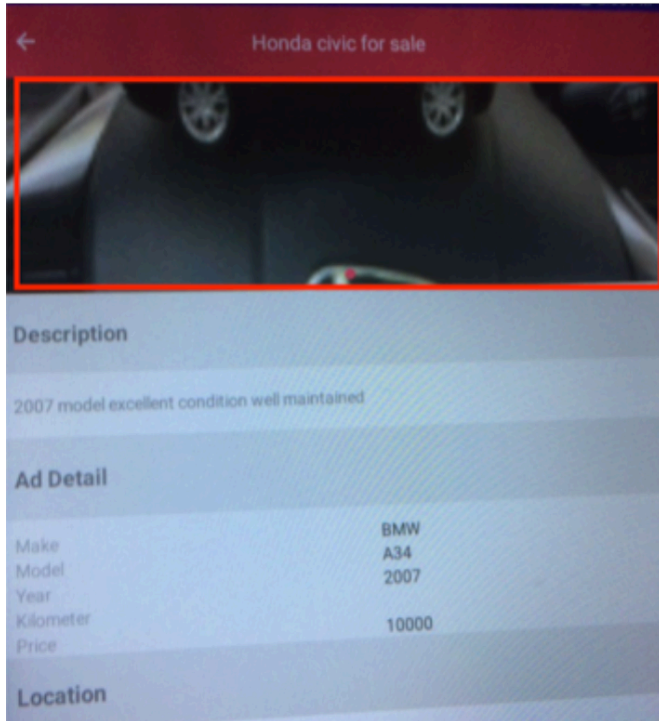
16. My shortlist entries adding are implemented well from the ad listing. There must be option to 1. Shortlist 2. Share 3. Report spam in ad details.

17. Main menu at bottom should stay at bottom in most of inner pages like Subcategories display page, ad listing page etc, So user don't have to press back always to navigate.

18. Thumbnail images on Android App are always stretched. This happens mainly on higher screen size phones/tablets.



Ad details page shows images cropped.



19. When posting pics from gallery it shows error sometimes.

20. When posting is finished, sometimes it goes back to login screen while user is already logged in.